

over 50 years
industry experience

SWITCH INDICATORS

Fully customizable, universal design and adaptable mounting.
Reduces human-factor incidents, provides a double-check & confirms safe switching.

MAST:

- SQUARE (racor, 51A, 22E, 36H, etc)
- ROUND (national switch)

SIZE:

- LARGE (13" H x 9.5" W)
- SMALL (8" H x 6" W)

ADAPTER:

- YES (only needed for low-throw, square masts)
- NO (everything else)

COLORS:

-  GREEN / RED
-  GREEN / YELLOW
-  GREEN / CHARTREUSE
-  WHITE / RED
-  CROSSOVER SWITCH

TRACK MARKERS

Fully customizable markers that communicate to operators what lies ahead. Impact-resistant, trip-safe, economical and long-lasting.

COLORS:

- CHARTREUSE
- YELLOW
- WHITE
- NEON ORANGE
- ORANGE
- RED

SIZE:

- 24x4.25"
- 12x4.25"
- 3x8"
- 3.5x18' (magnetic)



CUSTOMIZATION:

- END OF SPUR
- CHECK SWITCH
- DERAIL AHEAD
- CLEARANCE POINT
- AIR SPOT
- PIN ZONE
- CUSTOM (FRONT) _____
- CUSTOM (BACK) _____



GET A QUOTE TODAY: 503-683-7722

Check out more safety product at:
WWW.PACRAILSOLUTIONS.COM

Safety always comes first
THE WAY - ACT 1:9



SCAN TO VISIT



SAFETY ALWAYS COMES FIRST

EFFECTIVE PRODUCTS, INSPECTIONS + TRAININGS

PACIFIC RAIL SOLUTIONS

SWITCH INDICATORS

ALERT, COMMUNICATE, DOUBLE CHECK:

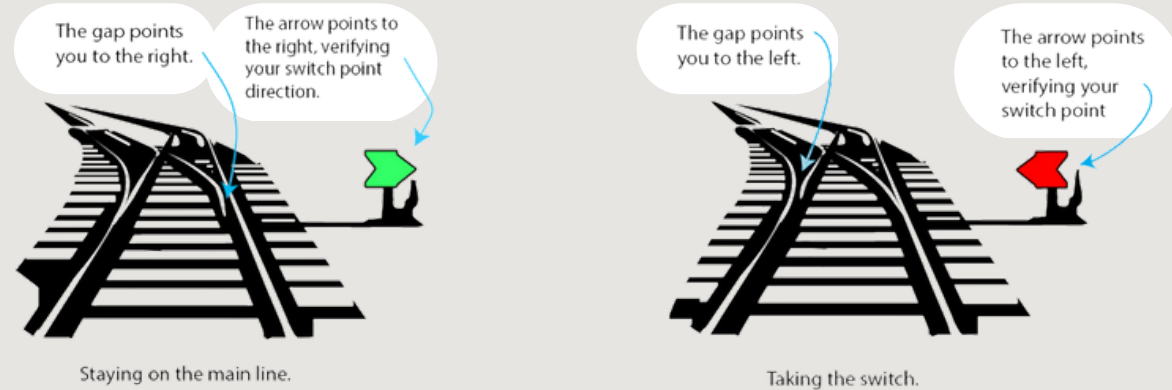
Reducing human error is dependent on changing behavior. Visual communication at the place where decisions are made is the **most effective method** to change how operators think and act. **The Way Switch Indicator** alerts operators of the necessity to make a decision, simply communicates the way switches are lined, and **confirms the gap in the switch points**, to provide a double check at every switch.



PREVENTING HUMAN FACTOR DERAILMENTS WITH A SIMPLE & CLEAR DOUBLE-CHECK AT EVERY SWITCH


CORRESPONDING TO THE GAP

Confirming the gap in the switch points is the only way to correctly line a switch for your movement. The Way Switch Indicator was **designed to correspond to that gap**. Operators must first recognize which side the gap is on, and utilize the arrow as confirmation. **This double-check method confirms** that every switch is lined for the movement to keep from running through the switch; reducing derailments and making rail switching safer.



SIMPLE + INTUITIVE

The gap in the switch points are either on the left or right; the arrow simply corresponds with this concept pointing left or right. Two pieces connect over the mast to make **installation simple and secure** to any style switch. Adapters are used for low throw square switches, creating one cohesive yard with the same target regardless of switch model.



MORE VISIBILITY

The Way Switch Indicator **utilizes the power** of 3M High Intensity Prismatic sheeting with **over 10x more** reflectivity than standard switch targets. The thick aluminum and tough reflective vinyl will keep this target working in your yards for years of safe operating.

Available in standard switch colors :



TRACK MARKERS

RIGHT PLACE, RIGHT TIME

Alerting operators to their surroundings and what lies ahead on a track creates an **efficient and safe railroad operation**. Track Markers mount directly onto the tie to provide information or awareness to the surroundings: track names & numbers, kick or pin zones, clearance points, or anything else you need to tell your operators.



IMPACT & TRIP SAFE

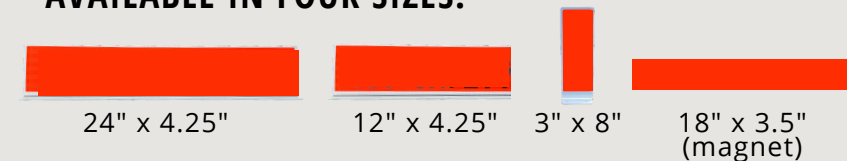
INFORMATION WHERE IT COUNTS

Track Markers are mounted to the ties between the rail where trainmen's eyes are already looking. Made with a polyurethane hinge, they **can bend 180 degrees and will self-correct** to their upright position. Their unique form allows them to be **flexible** when struck or stepped on, **but rigid** enough to stay mounted to your ties for years of service. **Track Markers that magnetize to the web** of the rail offer a second option for detailing information when cars are covering signs between the rails.

IN A VARIETY OF COLORS + ALERTS:



AVAILABLE IN FOUR SIZES:



MARKERS THAT COMMUNICATE TO OPERATORS WHAT LIES AHEAD.



ASK ABOUT WEB MAGNETS!